



Screw compressor

mh⁶

For dry bulk

250 to 600 m³/hr - (2,5 bar)

Dimension :


L 604 x H 358 x W 280 mm

Weight : 25 + 50 = 75 kg

Designed to meet the Euro 6 regulation


2 PTO versions available :

- Double PTO with hydraulic pump
- Single PTO without hydraulic pump




Model without hydraulic pump


The optimum solution for a direct mounting on the truck gear box




Hydraulic pump



Screw compressor module
(Mouvex)



PTO/ Power Take Off module
(Hydrocar)



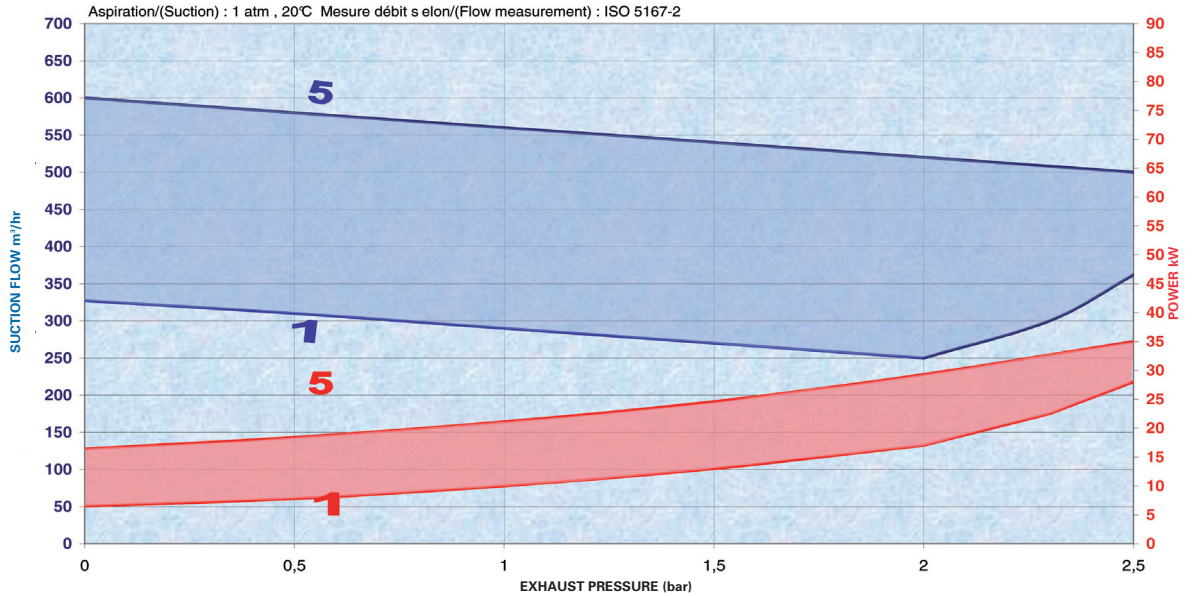
Hydraulic pump version



Screw compressor MH6

◆ Flow (m³/h)

Power (kW)



Configurations for inlet port

- 1 Compressor
- 2 PTO integrated
- 3 Hydraulic pump (option)
- 4 Inlet port
- 5 Discharge port
- 6 Oil filter

C 90 version C 45 version C 180 version



ZI la Plaine des Isles
rue des Caillottes
89000 AUXERRE - FRANCE
T + 33.3.86.49.86.30
F + 33.3.86.46.42.10
contact@mouvex.com



Distributed by :

Mouvex reserves the right to modify the information and illustrations contained in this document without prior notice. This is a non-contractual document. 01/09
Printed in FRANCE by Filigrane
© 2010 Mouvex